



# PLANT PROJECT

08/23/07 – 11/01/07  
Conducted by Susan Carlin  
and Olga Archakova



# Susan's plants- beginning

On the next page you will see Susan's Wandering Jew plants at the beginning of the research. All stalks were cut down to 6 inches and deliberately separated into 4 groups:

- Plant A – to be neutral with
- Plant B – to send love to
- Plant C – to send will of destruction to
- Controls 1,2,3 – to keep in the same conditions as A, B and C (same water, temperature, humidity, sunlight), but not to do any energy transmission with.

All plants were treated with  $\frac{1}{2}$  cup of water once a week on average, 1 teaspoon of soda solution ( $\frac{1}{4}$  teaspoon to a cup of water) every morning and 1 teaspoon of Valerian solution (32 drops to a cup of water) every night. Plants A,B and C were treated with neutral, love and will of destruction energy twice a day for periods from 2 to 5 minutes at each session over the period of 10 weeks. Temperature, light and humidity was checked twice a day to insure same life conditions.



Susan A

Aug  
23  
2007



Susan B



Susan C



Control 1



Control 2



Control 3

# Susan' s plants after 10 weeks

Here you see the same plants after 10 weeks. Height of the stalk and number of leaves were measured and recorded every two weeks during the experiment and on November 1<sup>st</sup> when photo is taken you can easily see the difference.



Susan A

Nov-1-2007



Susan B



Susan C



Control 1



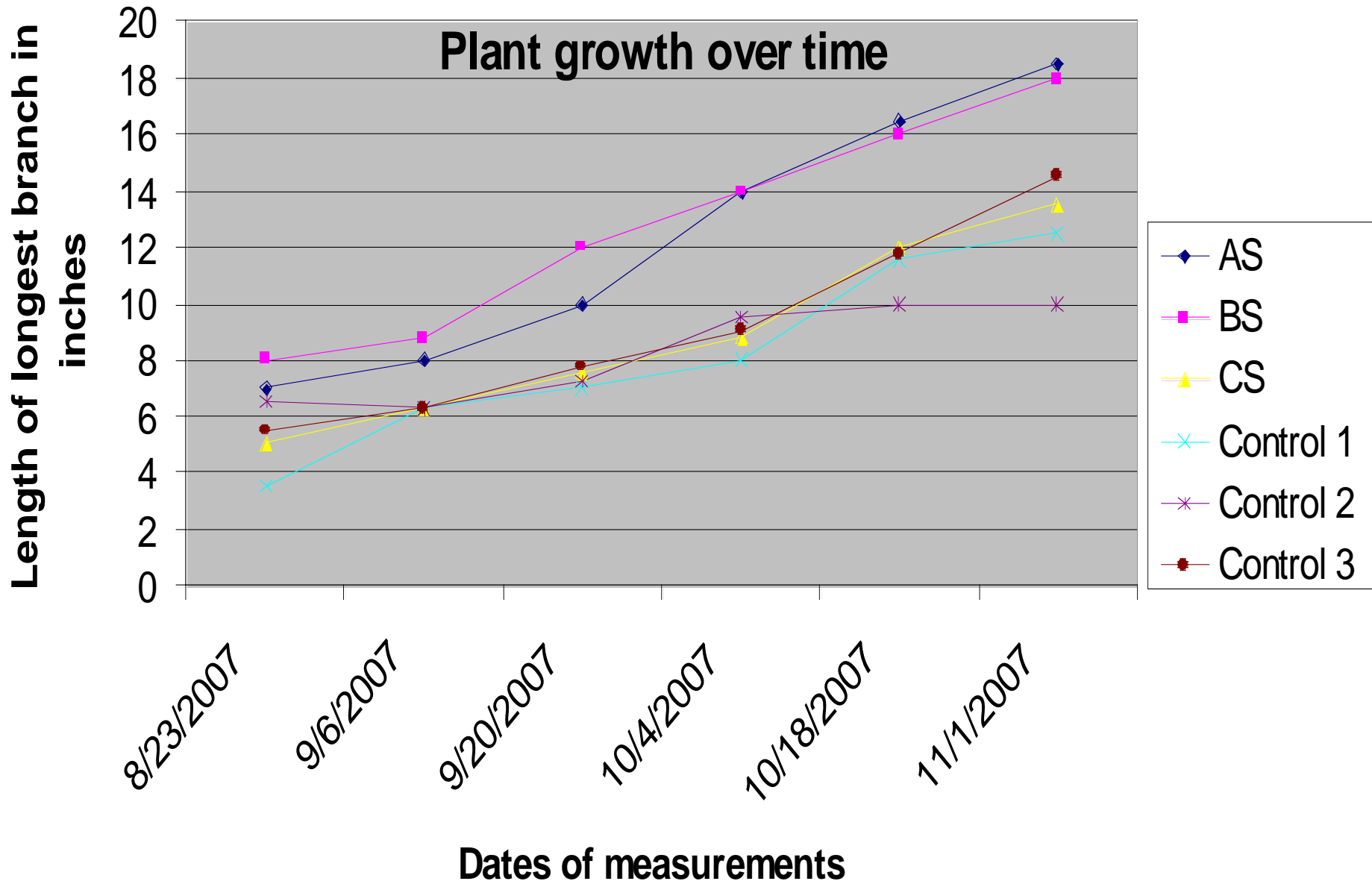
Control 2



Control 3

On the next page you'll see the chart for plant's longest stalk growth over 10 weeks. As you see plant A and B did best, while plant C with 3 control plants grew less.

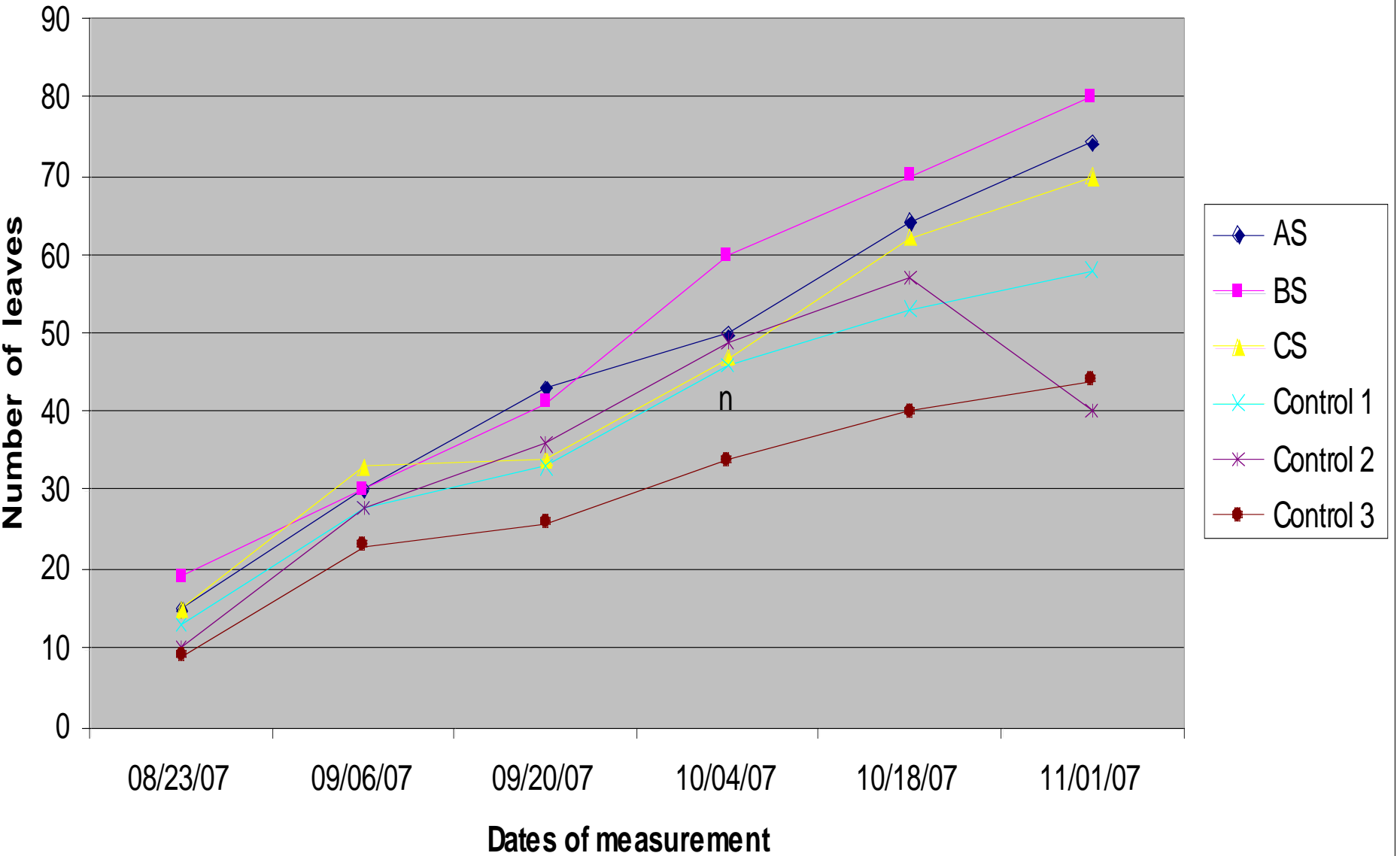
# Plant growth over time



On the next chart you will see the growth in number of leaves over 10 weeks of time. Here plant B did the best, followed by plant A and C is the next one down. Plant B almost doubled the number of leaves of 2 of control plants and has around 25% more leaves than Control 1.



# Number of leaves over time



Here you see stalks that broke off plant C just after the project ended! All along there had been a will to have these stalks fall off!

# Stalks/Branches that broke off



# Olga's plants -beginning

Same method was applied by Olga with her plants.

On the picture in the bottom right corner, control number 3 is right behind control 2.

As in case with Susan's plants they were separated in to 4 groups and treated in exactly the same way as described earlier.



Olga A



Olga B



Olga C



Control 1

Aug  
23  
2007



Control 2

Photos here were taken on November 3, 2 days after the last day of the treatment.



Olga A



Olga B



Olga C



Control 1



Control 2

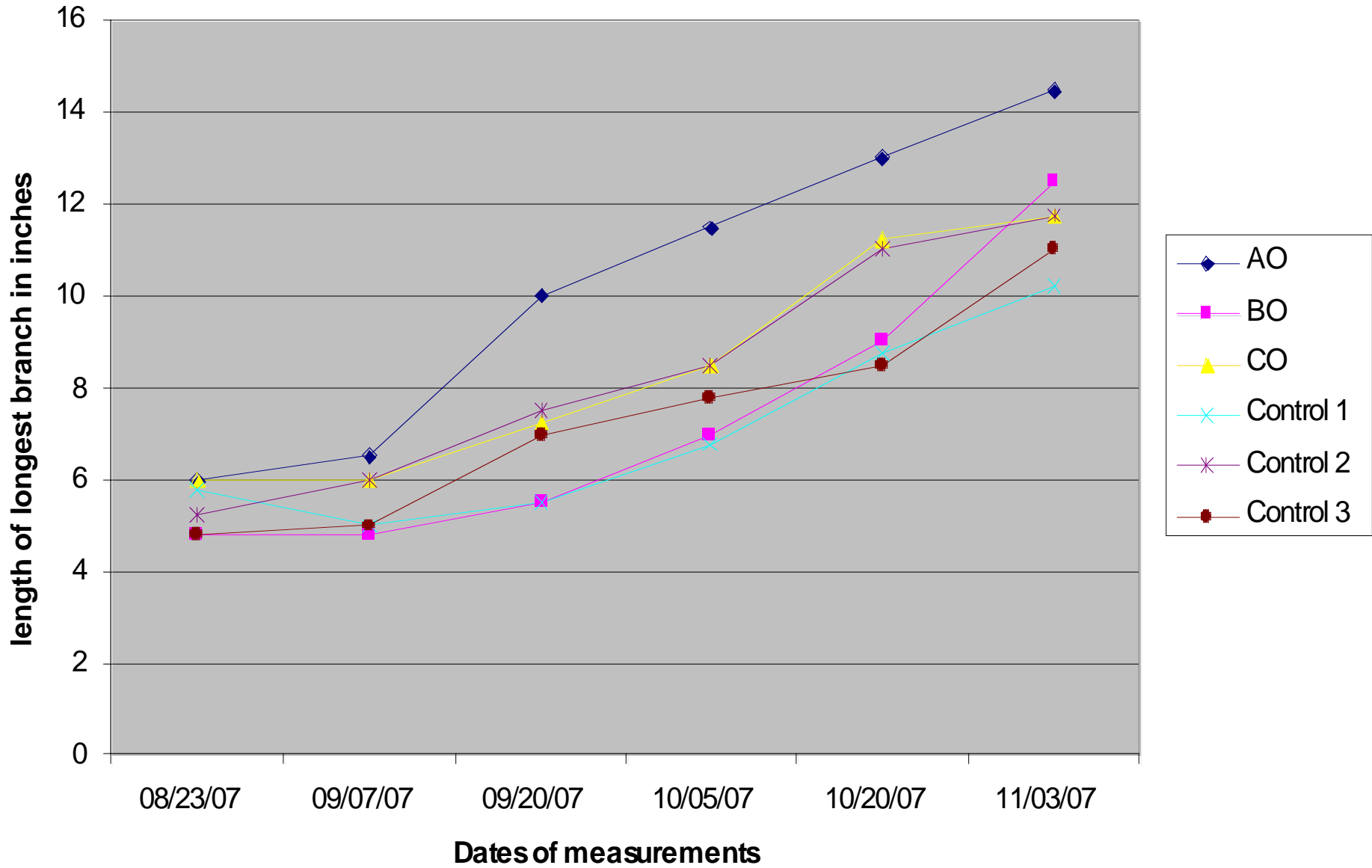


Control 3

Next follows the chart for Olga's plants longest stalk. As you'll see Plant A did best here, followed by plant B with plant C and 3 control plants rating below them.

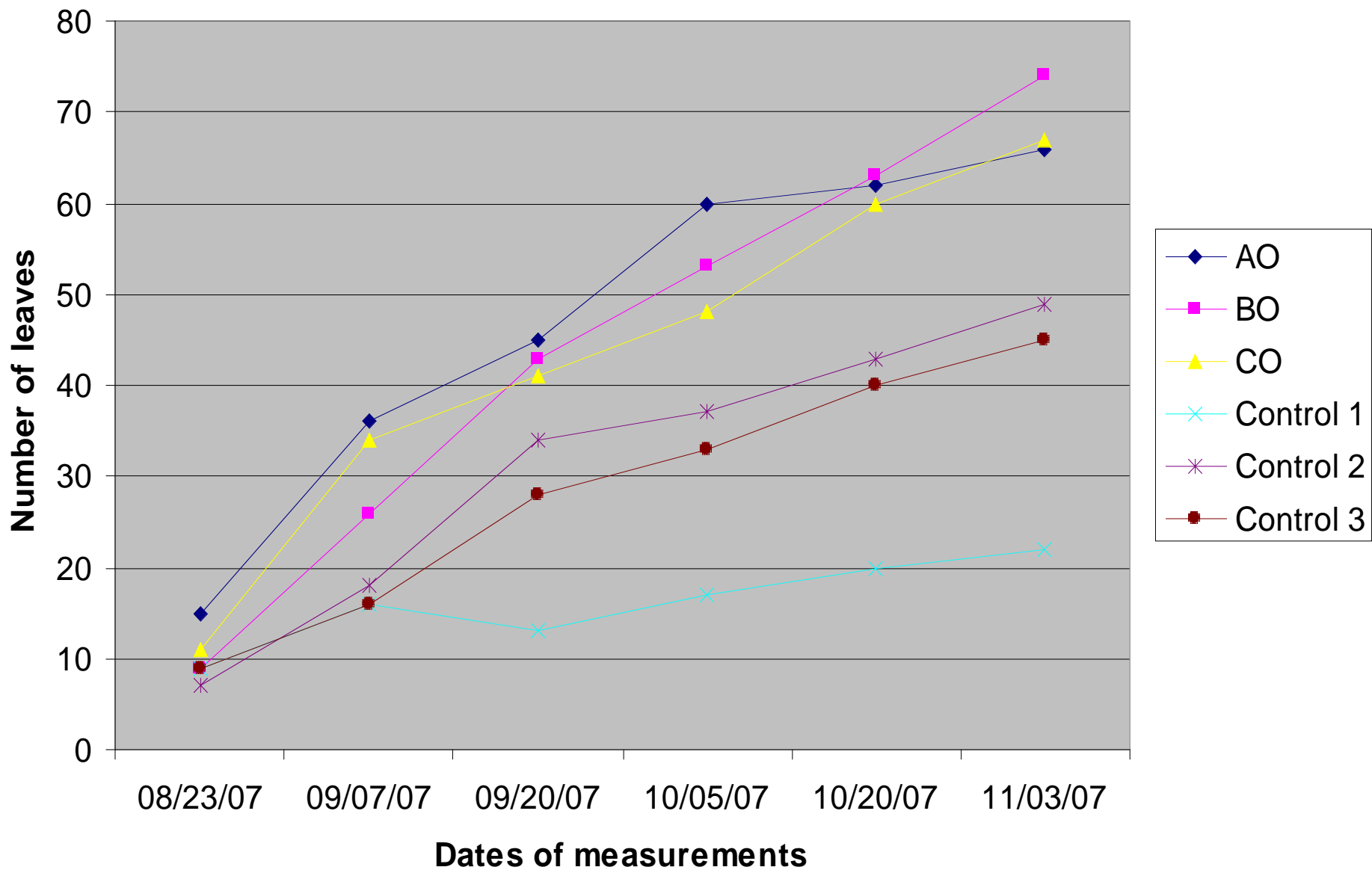


# plant growth over time



Following is the chart with number of leaves growth over 10 weeks. Plant B has taken 1<sup>st</sup> place here followed by C and A that got about same number of leaves with each other, leaving control plants way down on the chart

# Number of leaves over time



We feel that results are not dramatic, but very suggestive. As all plants that were given energy treatments (positive, negative or neutral) grew better by both measures; and the plant that was given will of destruction grew less than plants that were given love or treated with neutral energy.